




KIDS COURT

Owner / Operator Manual



KIDS COURT MANUAL

TABLE OF CONTENTS.

3	Overview
3	Structure & Use
4	Court Attendants
5	Responsibilities
6	General Rules
7	Signage & Patron Education
9	Inspection & Maintenance
12	Cleaning
13	Risk Assessment
17	Conclusion
17	Appendix A - Terminology & Pictures
21	Appendix B - Daily Inspection Chart

↑ Overview

This manual contains proper operational procedures which ensure the safest and most enjoyable experience for customers and employees. The following information is for the purpose and intent to provide owners and operators with operational procedures and inspection/maintenance recommendations that will facilitate top performance of the equipment, as well as longevity of the product. Your attraction is constructed by following the specified procedures and using quality materials, all in compliance with the industry standards. This manual covers categorical recommendations as well as details on specific components and features.

A **Kids Court** is a strategic addition to adventure parks, designed to help direct younger jumpers to a safer, designated area of play. It is critical for owners and operators of an amusement destination to become familiar with the design, function, roles, rules, and instructions for care found within this manual. For any additional inquiries regarding specific needs not found in this manual, please contact Fun Spot® directly at

+1 (706) 376 8989.

MANUFACTURER'S NOTE: According to ASTM F2970-17, Section 14.2 - all owners/operators must notify the manufacturer of all major incidents that occur at this attraction. Any patterns of repeated major incidents should also be reported.

➤ Structure & Use

The design of a trampoline **Kids Court** will vary at every location; some feature a smaller foam pit for younger children, while others feature only a smaller, private court. The constant within all Kids Courts is the structure itself. Steel posts are combined to create a stable framework for high-quality trampoline mats to fill in (**including secondary, or redundant, mats to aid in safety**). Fun Spot® installers are trained to follow instructions to specific details in the installation process, so maintaining the use of the Kids Court with its designed purpose is crucial for structure integrity and longevity. Misuse of the structure's features could compromise safety; therefore, **managerial training during the installation is critical** (see Inspection & Maintenance section, pg. 9).

To protect the longevity of each trampoline mat and the structure of the court, participants should never exceed the court's max capacity. Each Kids Court will have a different **max capacity**, determined by the number of trampolines; generally **one jumper per trampoline**. This max capacity may also take into consideration larger trampolines and participants who are resting during their jump time. It is important to not only maintain the proper amount of guests on the Kids Court at one time, but also never exceed the recommended weight limit. The **max weight limit on each trampoline is 300 lbs.** (around 136 kg), and is established to protect the function of the springs as well as the trampoline mat itself.

MANUFACTURER'S NOTE: The Kids Court is intended to be a permanent structure. Assembly and dismantling of this attraction should be done by a professional Fun Spot® installer only.

Court Attendants

Out of all of the roles in a trampoline park, the **Court Attendant** has the most interactive and dynamic role. Upon first glance, one might presume they are the “lifeguards” of the courts - but they are far more. Instead of being stationed off to the side, observing and engaging only when someone breaks a rule or requires assistance, they are part of the park's high-energy atmosphere. This role is exciting, fun, and rewarding! Court Attendants keep the courts safe and actively contribute to the fast-paced experience.

Since each Court Attendant is a point-person for the facility, they need to always be in uniform and **easy to recognize** by any customer. The park's shirt is required for each shift, as well as proper shorts/pants and shoes according to the dress code laid out by the managers. Court Attendants cannot wear excessive jewelry, large earrings/bracelets/necklaces, or studded belts in case they must enter the court to help someone.

To correctly staff this attraction, a ratio should be recognized. The industry standard ratio for Attendants to Jumpers, is 1:32, **and should never be exceeded** (also see ASTM F2970). Therefore, any Courts with over 32 trampolines should have *at least* two Court Attendants.

For a more comprehensive understanding of the Court Attendant, please refer to the Fun Spot® Court Attendant Manual.

Responsibilities >>>>>>>

Court Attendant placement will vary depending on the size, shape, and features of the Kids Court. For all Court Attendants that will monitor the Kids Court activity area, there are some foundational responsibilities they should be ready to fulfill throughout their shift:

1. **Teach** each participant the **safety guidelines** as necessary. Instead of focusing on what *not* to do with correction, focus on teaching the guests **how to safely use the equipment**. This instruction can be verbal or with safety signage that is in plain view.
2. **Be mindful** of the court's size requirements and maintain **proper size separation** at all times. The Kids Court helps keep order and separates smaller jumpers from larger/heavier ones. Size separation is a crucial safety guideline for the Kids Court area.
3. **Instruct** all accompanying parents on safe use of the court and devices when their children are not using the equipment properly. Spectators and guests should also not lean against any containment netting at any time.
4. **Quickly address** any guests that are taller than the height requirement and not accompanying a smaller child, not using the equipment properly, or not respecting another guest. Managers should get involved when there are guests with repeated violations of the safety guidelines.
5. When a Kids Court is over capacity on busier days, CA's should take time to **direct** patrons to other attractions. It is the CA's responsibility to make sure that the Kids Court never exceeds capacity or reaches a point of overcrowding.
6. Court Attendants should carefully **pay attention** to any participants that are exhibiting any signs of fatigue or exhaustion. CA's should constantly remind patrons about the purpose and location of the designated resting area(s) in the park.

General Rules

With the nature of this kind of recreational facility, playing at a trampoline park requires all rules to be carefully followed by every participant. Every guideline and rule for this attraction exists to ensure protection for the jumpers and the equipment. All participants must read the rules of play and must also observe the instructions of the operator at all times. Before entering the Kids Court, the following rules must be observed:

Before Entry: >>>>>>>

- ☐ A properly **completed waiver** must be signed by guests 18 years of age and older, or by a parent/legal guardian for guests under the age of 18.
- ☐ The Kids Court is designated for **children with a height of 48" or under**. All children should be accompanied by a parent or legal guardian.
- ☐ Parents accompanying their children should weigh **no more than 300 lbs. (136 kgs.)**
- ☐ Guests should **not be wearing** large or loose jewelry, studded belts, or anything that could damage equipment or hurt another guest.
- ☐ Hard-billed **hats** are not recommended, and should be left outside the court during game play.
- ☐ Guests should be wearing appropriate **grip socks** - no shoes, bare feet, stockings, hose, or socks without approved grips.
- ☐ Guests should maintain their **jump pass** in a place that is easy for Attendants to see, and should be participating in the activity only during their purchased time.
- ☐ Pockets of participants should be **empty** at all times.
- ☐ **No gum or candy** is allowed during jump times.
- ☐ Attendants should make sure there are no guests under the influence of **harmful drugs or alcohol** (If an Attendant suspects that someone is under the influence, then they should notify a manager immediately).



Signage & Patron Education

Safety signs are always an important **educational tool** for the customers. Safety signage should always be clearly displayed at eye level, and in a contrasting appearance so they stand out. Rules signage should be placed near the entrance to Fun Spot® attractions. The following rules should be made clear, accessible, and legible:

ALWAYS:

- ☐ **Listen** to the instructions of the Court Attendants at all times.
- ☐ Wear appropriate **footwear** at all times.
- ☐ Keep your **pockets** empty.
- ☐ Pull back **long hair** into a ponytail, braid, or similar.
- ☐ **Only one person** on each square trampoline.
- ☐ **Allow other guests** to play with the features of the Kids Court.
- ☐ Jump around other guests of **similar size**.

DO NOT:

- ☐ **Lay down or rest** anywhere within the activity area*.
- ☐ **Exceed** the max capacity at any time.
- ☐ Use any foul language or **unsportsmanlike conduct**.
- ☐ **Run or race** on the court.
- ☐ **Climb** up the walls.
- ☐ Jump on to **another guest's** trampoline.
- ☐ Attempt anything **outside your current skill level**.

FOAM PIT RULES:

- ☐ No laying down and resting in the pit
- ☐ No one should jump into the foam until the previous jumper in their lane is completely out of the Foam Pit.
- ☐ Jumpers must land in the foam pit feet first.
- ☐ Jumpers should never attempt anything outside of their current skill level.

WARNING!

Impact, flipping, climbing, and other activities can result in serious or fatal head injury, paralysis, bone fracture, and/or serious injury. Be responsible and **participate at your own risk**. Non-compliance

may result in the loss of your paid activity time.

- ☐ Do not attempt any obstacle, skill or activity outside your own limitations, abilities, or skill level. Use involves inherent risk. Participate with extreme caution at your own risk.
- ☐ Do not participate if you have any health limitations, had recent surgeries, are under the influence of drugs or alcohol, or if you are pregnant.
- ☐ Failure to follow the rules and safety guidelines may result in loss of jump pass, serious injury or death.

*** MANUFACTURER'S NOTE:** One of the uses of the Kids Court is to allow very small children to begin to learn new motor skills (including jumping and balance) in a safe environment away from a busy Main Court. The Kids Court provides a safe and secluded alternative for these families within a busy trampoline park. At times it can be expected for parents to sit down and work with their learning toddler. Please use discretion on when to disallow resting or sitting on the Kids Court.

GUEST RESPONSIBILITY

Everyone that enters a court or activity zone must have completed a valid liability waiver. Those under the age of 18 must have the form completed and signed by a parent, legal guardian, or someone with legal power of attorney. Prior to participation, all guests and accompanying adults assume full responsibility to ensure that:

- ☐ All waivers are properly executed.
- ☐ Everyone has reviewed the rules and viewed the safety video (if applicable).
- ☐ Everyone must have a valid jump/activity ticket before entering any activity zone.
- ☐ Guests and accompanying adults must completely understand and agree to follow all rules and staff member instructions.
- ☐ Everyone is in good health without any restrictions.
- ☐ Every guest and participant must be aware of those around them.
- ☐ Activities may involve individuals of different sizes, ages, and abilities; guest participation is at their own risk.
- ☐ Guests and accompanying adults assume full responsibility for their actions and conduct.

- ❑ Guests and accompanying adults should also assume full responsibility of their own personal property, including, but not limited to, cameras, cell phones, shoes, handbags/purses, etc.
- ❑ Staff members reserve the right to relocate guests, accompanying adults and spectators to a different area at any time.

✖ Inspection & Maintenance

A **Daily** and **Weekly** inspection time should be observed in conjunction with the manufacturer inspection sheets (see Appendix B on pg. 22). The Daily and Weekly inspections must be done during non-business hours so that the inspector can also hear the components that are being assessed. These inspections should be completed by a CA or manager. Completed inspection sheets should be saved with a time-stamp* and stored digitally for up to three years (or according to an attorney's recommendations). For specific needs regarding the Kids Court attraction, please contact Fun Spot® directly at the number listed in the Overview section.

***MANUFACTURER'S NOTE:** A digital daily inspection log (verified by timestamps) must be submitted for some warranties to be valid.

Daily Visual and Tactile Inspection

- ❑ Inspect all of the **trampolines** for tears, holes and sagging. For maintenance requirements of trampolines, springs, frame, netting, or padding, please refer to the **Maintenance Visual Aide** and **Maintenance Manual**.
- ❑ Inspect all of the **padding** - verify it is properly secured, without tears or rips, and that it properly covers the openings or hard surfaces it is designed to protect. Any loose padding should be immediately secured with the recommended bungee ties and hog-nose rings. There should be no gaps between consecutive pads or between pads and the platform.
- ❑ Lightly bounce around the perimeter of each trampoline (on the webbing) to detect any **resistance changes** in the trampoline. Any areas

of noticeable resistance changes could imply an over-stretched spring, and should be handled during the next Weekly Inspection. All mat webbing should not be fraying or detached.

- ☐ Inspect all **containment netting**, cables, and turnbuckles. There should be no holes in the netting, and the cables and turnbuckles should be tightly secured to anchor points above the Kids Court.
- ☐ Examine all nearby **Graphics Panels and Padded Walls**. All panels should remain undamaged and *secure* to keep guests from crawling underneath or behind the court during business hours.
- ☐ Survey any **additional features** like Parkour Boxes, Spieth padded shapes or the basketball goal. Check any parkour elements to verify their stability and properly secured padding around the exterior. Larger Parkour Boxes with columns should also feature column wraps (of a standard height of 96" (2.44 m) that should be secured with velcro strips. The basketball goal should be fixed to the platform, immovable, with padding along the underside of the backboard, around the post and the rim. All padded shapes in the Kids Court area should be inspected for stains, tears, holes, rips, or defilement.
- ☐ Inspect the **Foam Pit** (if applicable) for foam cubes that are defiled or breaking apart. Examine any safety padding around the pit to ensure it is secured all times, with no gaps or exposed hard surfaces.
- ☐ Remove any **trash**, obstructions, debris, or similar that was missed in the previous closing shift's cleaning.

Inspection During A Shift <<<<<<<

There are certain areas within every park that will require special attention. The Court Attendants will not only be monitoring the jumpers during their shift, but will also be mindful of the equipment as it is being used. Pads, netting, assembly areas, entry/exit points, as well as the wear on trampolines throughout the day should be a constant priority of Court Attendants throughout their shift. In the event a trampoline or spring must

be immediately replaced, netting or some sort of barrier should be established to close off the Kids Court for servicing.* This is to protect the employee(s) replacing the trampoline, as well as the guests. In most cases where proper inspection and maintenance has been observed, the trampoline, springs and features can be replaced during non-business hours and will not require immediate care.

*** MANUFACTURER'S NOTE:** If a portion of a court needs to be serviced during hours of operation, it should only be for an emergency scenario and should be closed off throughout the entire time of repair. If a repair is made, at least one Court Attendant should be standing on the perimeter of the repair area to keep jumpers away. Repairs during business hours can be dangerous if not done properly!

Weekly Extended Inspection & Cleaning

- ☐ Inspect (and clean) **under the court** for debris, broken springs, overstretched springs, loose bungee ties.
- ☐ Verify that there is **no liquid** under the Kids Court.
- ☐ Verify any **redundant mats** are secure and in place.
- ☐ Clean out the **Kids Foam Pit**, examine all foam cubes (replace the ones breaking apart or defiled), and the foam base of the pit.
- ☐ Examine all **Spieth padded shapes** for holes, rips or defilement, as well as any column wraps or basketball goal wraps..
- ☐ Inspect any **railing or posts** near the Kids Court. Verify the railing is unblemished, no sharp edges, and no unstable points. All railing within 5ft. (1.5 m.) of any rebound devices or obstacles should have safety padding attached (See ASTM F2970-17, Section 7.7.1).
- ☐ Examine the **flooring and platform** around the Kids Court. Ensure there are no tripping hazards on the carpet-bonded foam, gaps in the platform, or unstable points around the court.
- ☐ Examine the **structural frame** for:
 - ☐ Structural integrity issues (no “swaying” or instability). Check all connection points, **especially anchors into the concrete**. Ensure there is no loose concrete or cracking.
 - ☐ Look for evidence of **rusted metal, rotting, or corrosion** anywhere on the steel structure.
 - ☐ Inspect all of the hardware that is securing the steel structure. **If any bolts need to be replaced, only replace them with the same strength and length as was originally installed.** If broken

bolts are found, notify management before re-opening the attraction.

- ❑ Exposed/sharp edges.

MANUFACTURER'S NOTE: Our assistance app, SUMBA, is recommended for all inspections. If SUMBA is not used, Operators and Management/Supervisors should also review the Daily and Weekly Inspection Sheets, the Maintenance Visual Aide and the Maintenance Manual for additional information about timing, processes, and visual cues for servicing a Kids Court.

For maintenance-related questions, contact maintenance@funspot.com.

The intervals of maintenance for your park should be adjusted based on its use. The previously listed inspections and maintenance efforts are minimum recommendations.

Cleaning

Cleanliness is a large part of safety when it comes to adventure parks. A **Daily Cleaning** should consist of wiping and sanitizing the padding and any features on the obstacles that involve human contact. It is best to utilize a small amount of non-caustic cleaner^o that disinfects and sanitizes with a flat-head mop for hard to reach places, and a non-abrasive rag for features within reach. At the end of every work-day, Court Attendants should work together to make sure every part of the attraction is sanitized and disinfected. Platforms around this attraction should be vacuumed and kept clear of trash and debris. In addition to a **Daily Cleaning**, a more thorough **Weekly Cleaning** list should be observed as well:

- ❑ Areas around the court, behind fences, and underneath the nearby courts should not be eyesores. **Any visible areas** to guests should always be kept clean and tidy.
- ❑ A bi-weekly **sweeping** (under and around the court) should be planned, but it must be done when the court is closed or when the park is not open to the public. **Do not** attempt to sweep under or around an attraction that has customers participating in activities!
- ❑ Thoroughly **wipe** down all features/components with a non-caustic cleaner^o. All surfaces that come in contact with bodies must be given a thorough cleaning at least once a week - in addition to the Daily

cleaning that should take place at the end of each day of use.

- ❑ Clean pads and column wraps more thoroughly with the use of an industry-standard **steam** mop. Do not hold the steam over the vinyl for more than a second. If the steam is on, keep the mop moving. If a section of padding needs to be scrubbed after the steam is used, turn the steam function off to focus on smaller portions at a time.
- ❑ During the Weekly Inspection of the foam cubes, **sanitize** and disinfect every cube within the Pit, *as well as all Spieth padded shapes*.

°For a current suggested list on specific cleaning products recommended by the manufacturer, contact Fun Spot today.

☹ Risk Assessment

For Owners & Operators:

Before the Kids Court attraction is open for use within your park, please review this Risk Assessment section to verify the proper procedures and policies are in place. All staff that will monitor this play area should be aware of the listed risks and the procedures with solutions for each feasible scenario. It is the manufacturer's recommendations that all EAPs and policies regarding risk management be logged and made available to all operating staff. It is also vitally important to review these procedures often as a part of a regular training protocol.

RISK #1 Impact injury as result of fall, user error, or equipment failure.

Solution A - The steel structure shall be fitted with foam padding. The padding is to be compliant with ASTM guidance for Gmax impacts and with a calculated HIC value under BS EN 1177:2008 of in excess of 1.5m. Gaps in padding must be minimized using angled padding joints where possible to ensure overlap at joints. In addition a briefing must be supplied explaining the inherent danger of landing on the padding. The Operator must ensure the briefing to all Participants is provided and that the Court Attendants are suitably trained and diligent in their duties. The

Participants shall be briefed prior to entering any activity area. The briefing must explain the potential hazards and risks of undertaking the activity and the correct method for using the equipment. The Court Attendants must observe all Participants and recognize inappropriate behaviour and intervene, with appropriate action when necessary.

Solution B - The trampoline bed shall be produced using industry standard trampoline surface material and springs to attenuate the impact. The trampoline frame is manufactured as a robust steel structure with numerous uprights and bracing secured to the floor with anchors and a network of cross braces which spread the loads across the entire structure providing a structure capable of withstanding the repetitive dynamic loads from one person per trampoline bouncing continuously plus an additional margin for safety. The Operator implements a procedure including regular inspections of the trampolines to identify any damage or failure and a policy regarding prohibition from use should any weaknesses such as broken welds or missing hardware be identified. A robust procedure for the management of over-occupancy and over-crowding scenarios must be implemented and effectively managed.

Solution C - A static redundancy system (additional trampoline bed) is positioned below every trampoline bed. In the event of a catastrophic failure of the trampoline bed, the redundancy system will 'catch' falling participants. The Operator implements a procedure including regular inspections of the trampoline beds to identify any damage or failure and a policy regarding prohibition from use should any rips or damage be found in the bed or redundancy system.

Solution D - In accordance with ASTM F2790 all areas surrounding trampolines shall be padded a minimum of 60 inches from the jumping surface from the trampoline. In the absence of this padding, containment netting to project the Participant back into the trampolining area, shall be in place.

RISK #2 A Participant is injured through interaction or entanglement with the springs of the trampoline, including items such as jewelry and hair.

Solution A - The bed of the trampoline is a single piece of fabric that extends over the trampoline springs and is fixed to the steel framework. Framework padding is then placed on top of this area, further protecting the participant from contact with the springs. No-jump signs (where

necessary) and webbing borders are to be installed on the trampoline beds to signify the jumping area and the prohibited area where jumping should be avoided.

Solution B - The Operator shall ensure Participants be properly briefed to ensure they do not jump close to the springs and that they should not wear jewellery while jumping and that loose long hair should be tied back or braided.

RISK #3 Friction or abrasion injury as a result of impact.

Solution A - Participants shall wear grip socks to assist in keeping their footing when landing on all beds including angled beds.

Solution B - The Operator will ensure Participants are encouraged to always jump within their skill level, reducing the likelihood of abrasion injuries.

RISK #4 Injury caused by mental overload/underload of the Court Attendant leading to human error.

Solution A - The design of the park shall ensure a suitable number of viewing points for Court Attendants and should endeavour to avoid blind-spots. A policy of staff-rotation and effective staff management can and will reduce the effects of over and under loading on staff. Supervisors should maintain a rotation to avoid mental fatigue and keep the monitors mentally sharp and fresh.

RISK #5 Injury caused by fatigue of guests.

Solution A - If a patron suddenly feels faint or exhausted, containment netting is provided to keep participants inside the playing area. Safety Padding is provided over all hard impact surfaces, and the platform is covered with carpet-bonded foam.

Solution B - Court Attendants are trained to observe signs of exhaustion or hindered physical activity due to fatigue. A designated resting area should be provided by Operators so that participants may safely rest outside of the structure.

RISK #6 A participant is injured through impact/contact with another player or a ball.

Solution A - The distance between trampolines in the court is fixed to mitigate the risk of contact between two participants. A fixed max capacity is established and the Court Attendants are trained to never exceed that number.

Solution B - The distance between entry points of the Foam Pit is fixed to mitigate the risk of contact between two participants. A fixed max capacity is established and the Court Attendants are trained to never exceed that number.

Solution C - Spectators shall be instructed on safe observing areas, and Court Attendants will keep assembly areas and exits from the Foam Pit clear at all times.

Conclusion

A Fun Spot® Kids Court is a beneficial addition to any trampoline park or amusement destination. It provides a safe environment for younger children to experience the trampoline park, as well as a stress-free experience for parents concerned about their small children being around busy attractions like an Open Jump Main Court or Dodgeball Court. Because most Kids Courts have an attached Foam Pit, owners and operators should also review the Fun Spot® Foam Pit Manual. This attraction requires proper training before patron use. For more information about Fun Spot® and our safety and operations training program, contact Fun Spot® at:

+1 (706) 376 8989 and FUNSPOT.com.

*For more maintenance related questions, please refer to the Maintenance Manual, the Maintenance Visual Aide, and the following Appendix.
Additional questions may also be conveniently submitted to:*

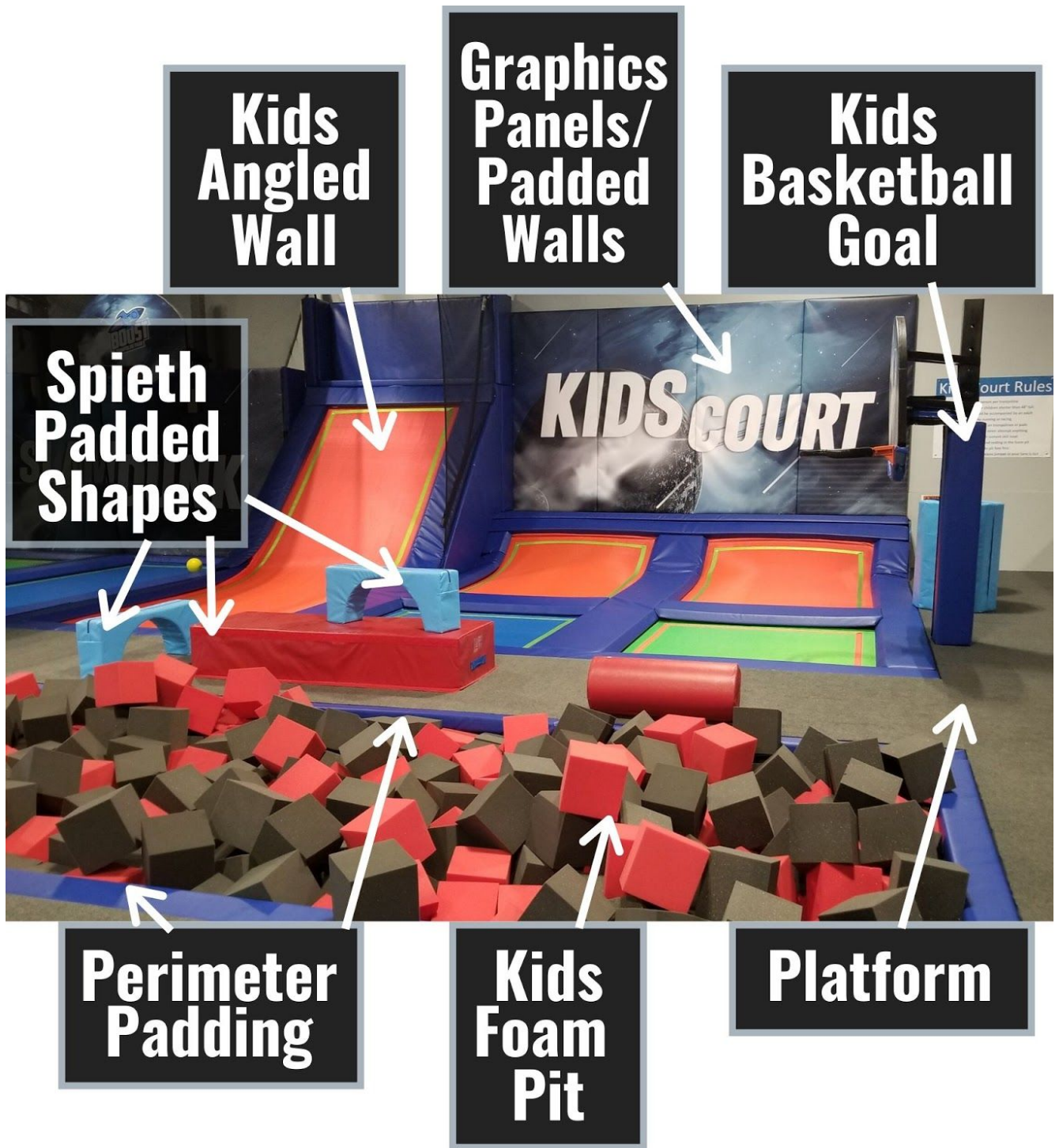
maintenance@funspot.com

Appendix A - Terminology & Pictures

ATTENTION OWNERS/OPERATORS:

Management, Operators, and Court Attendant employees should familiarize themselves with the following terminology and standards. For additional information on any equipment and maintaining proper function, please refer to the Fun Spot Maintenance Visual Aide and resource library.







Safety Pad
Should be undefiled, secured with bungee ties, equal thickness of padding throughout, with no tears or holes.

Webbing
Should be secured with proper stitching with no tears, holes, or fraying of material.

Trampoline Mat
Should be unblemished, secured with intact springs, with no tears or holes.



Cable
Should be attached securely to a stable anchor point and turnbuckle with no fraying of metal strands.


Turnbuckle
Should be attached securely to a cable and netting grommet with no blemishes.


Netting Grommet
Should be attached securely to a turnbuckle with no tears or fraying of material.

Base Post Angled Braces

Frame Base Post

Hardware should have a minimum of two (2) bolts in opposing diagonal corners on each Base Post, with at least one (1) bolt in each Angled Brace on the opposing sides.
For example, in the picture:
The bolt on the nearest Angled Brace is on the left side, while the bolt on the opposing Angled Brace is on the right side.





Perimeter Pads

Should be securely tied, leaving no gaps between courts and netting, walls, or platforms.

Parkour Obstacles

Padding should be undetiled with equally distributed foam. The box should be immovable with tightly attached padding.

Padded Walls or Pillars

Any hard surface within 60" (152.4 cm) of a trampoline entry point should be completely covered with protective impact attenuation material.

Netting


Should be attached securely as a stable containment source for jumpers, with no gaps between courts, platforms, and walls.

Padded Railings

Like padded walls or pillars, any railing within 60" of an entry or exit point of a trampoline should be padded with secure and intact impact attenuation material.

Graphics Panels/Skirt

Should be unblemished and secured, enclosing all areas underneath and behind play areas and courts.



Springs

Should be not overstretched (see Visual Aide for more information), secure on steel frame, and hooked on to trampoline mat and redundant mat.

Bungee Ties

Should be connected through safety pad grommets and securely tied with hog nose rings from beneath the court around steel frame, and not wound or stuck in any spring coils.

Redundant/Secondary Mat

Should remain underneath each trampoline mat and securely attached by in-tact springs.

Appendix B - Daily Inspection Chart

ATTRACTION COMPONENTS	PASS	WATCH	FAIL	NOTES
Are all graphics panels/walls properly secured and undamaged?				
Are all safety and warning signs clearly displayed by the court/attraction?				
Are all railings or columns within 5 ft. (60") of any rebound device or entrance/exit properly padded?				
Are there any rips, tears or holes in the containment netting?				
Are all points of the containment netting properly secured with unblemished cables and turnbuckles?				
Are there any unstable points or potential tripping hazards on any nearby stairs?				
Do any of the trampoline mats have holes, tears, or runs?				
Do any of the safety pads have stains, gum, or similar?				
Did any of the trampoline mats have noticeable resistance changes during the perimeter bounce test?				
Do any of the trampoline mats have damaged, detached or fraying webbing?				
Do any of the safety pads have tears, holes, or rips?				
Are all safety pads properly secured with bungee ties?				
Are there any noticeable gaps between the court and the platform, or between two pads?				
Do any of the trampoline mats have stains, gum or similar?				
WITH FOAM PIT				
Does the Foam Pit have cubes mounded 12" or higher than the neighboring ground or platform?				
Are any of the foam cubes defiled, breaking or apart, or need to be replaced?				

ADDITIONAL NOTES: _____

DATE & TIME ____/____/____ || ____:____ INSPECTOR _____

(By signing, you verify you have completed the inspections according to manufacturer recommendations and to the best of your ability.)



For quality consistency, have each inspector complete a new sheet each day.
For features that may contain a more time-sensitive maintenance requirement, highlight the component line for the next weekly inspection and maintenance time.
When an inspection reveals a future service requirement, <i>that is currently not urgent</i> , the WATCH column should be used. Any components that have a WATCH note attached, should be shown to all Court Attendants so that they can monitor the issue throughout their shifts. This should be repeated daily until the component receives a service that returns it to a PASS status. Any components that receive a FAIL note should be serviced immediately, and the attraction must remain closed until the component is fixed and returns to a PASS status. WATCH and FAIL items should have pictures attached to each daily inspection until it returns to PASS status.
Upon completion, combine with the correlating Weekly Inspection Sheet and reconcile all services on the Monthly Maintenance Log. It is also recommended to include pictures of all replacements with any maintenance records.
When starting a new week, review the previous Weekly and Daily Inspection Logs to ensure the highlighted components lines were serviced.
Save all Inspection logs for your records, either digital or hardcopy, for at least 3 years or for the amount of time that your attorney/legal counsel advises.
For information regarding signs and timing of maintenance needs, review all of your individual attraction/feature manuals as well as the Maintenance Manual and the corresponding visual aids. Additional inspection and maintenance resources can be found on our operator's inspection and training app, SUMBA.
All inspections throughout the month should include obstructions, condition of impact attenuation materials and covers, placement and securement of impact attenuation materials, condition of trampoline beds and suspension system, condition of frame, condition of redundant bed or barrier netting underneath or behind trampoline beds, condition of containment system and netting, condition of communications devices, condition and placement of signage, condition of foam pit and impact attenuation block material, condition of nets/goals/hoops and similar, condition of balls or other devices, condition of emergency response gear and first aid kits, condition of assembly area, and condition of adjacent platforms, entrances, exits, stairways, lifts, and ramps.

THANK YOU FOR BEING A VALUABLE FUN SPOT CUSTOMER!

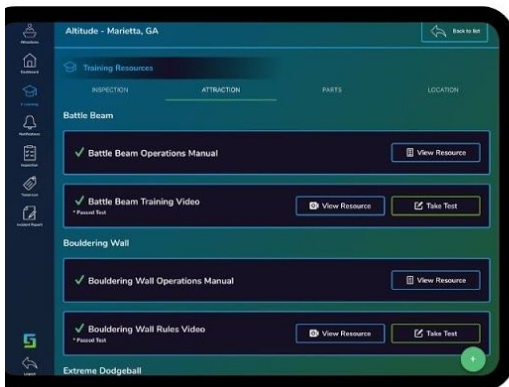
FS IS EXCITED TO PRESENT **SUMBA**

THE ADVENTURE PARK INDUSTRY'S NEW BEST FRIEND.



INSPECTIONS AND MAINTENANCE **MADE EASY**.
GUIDED STEPS, TIME STAMPS, MANAGER TOOLS, QR
CODES, PICTURE PROOF, REMINDERS & MORE -
EXPONENTIALLY INCREASING DEFENSIBILITY WITH A
SLEEK AND SIMPLE USER INTERFACE.

INCLUDING: OUR NEW
COURT MONITOR VIDEO TRAINING PROGRAM
WITH CORRESPONDING TESTS & STAFF LOGS
TO ENSURE THAT EVERY STAFF MEMBER IS
CORRECTLY TRAINED.
EVERY TIME.



INDIVIDUAL USER LOGINS, MAINTENANCE PORTAL, MAINTENANCE
RESOURCE VIDEO LIBRARY, OWNER AND OPERATOR STAT TOOLS -
AND MORE!

WE BUILD **SAFER** PARKS. ASK US HOW!

